

# Multibay Ventilation



ENG

## Supplement to Multibay Access Instructions



---

These instructions are a supplement to the Multibay Access (Bottom Rolling) Installation Instructions and highlight the differences between the two systems.

Section 4.2 (safety clutch) and Section 5 (locking catches) are not applicable for Multibay Ventilation.

### **Product Description**

The Multibay Ventilation is a side curtain system designed to provide ventilation control for multiple in-line bays. The system is not intended for human access requirements.

**ENG**

### **V1. Introduction**

Parts not supplied for Multibay Ventilation

Safety Clutch (K1)

Bottom Flap (S1)

Locking Catch (W1)

Locking Catch Fittings (W2)

Distance Keeper (W3)

Additional parts supplied

Intermediate Control Tubes and Fittings (H1/H2)

**Drive Motor Assembly**

The Motor and Stop Bracket Assembly (A1) is replaced with a Motor and Bracket Assembly which is non handed and can be fitted to either left or right hand side, see Figure 2b Multibay Access.

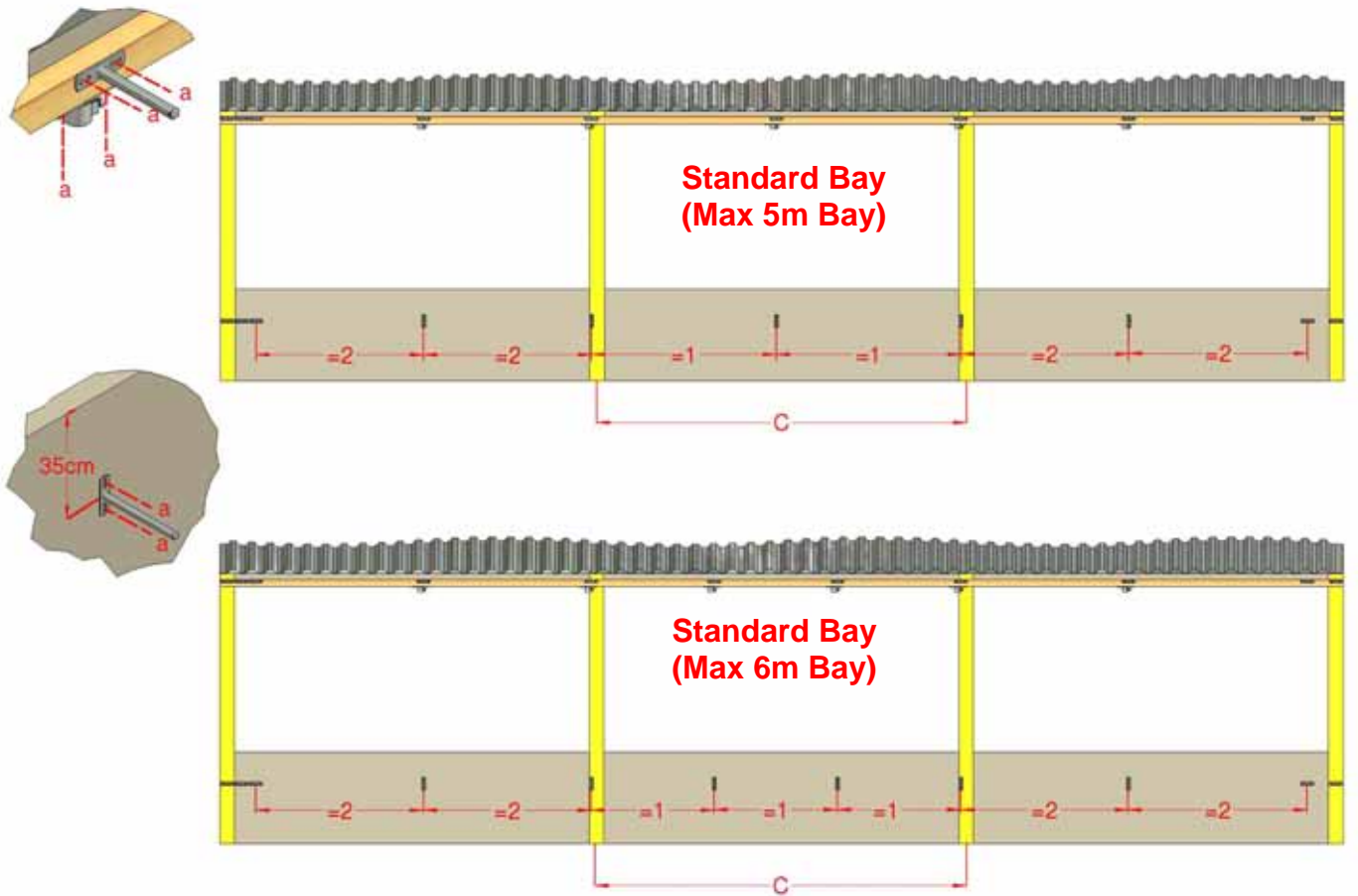


ENG

*Figure V1, Drive Motor*

**V2. Intermediate Bay Control Tubes**

When fitting the upper and lower supports for the control tubes (sections 2.3, 2.4 and 2.5) fit additional supports for the intermediate bay control tubes as shown in Figure V2a or V2b.



ENG

Figure V2a, Additional Supports (Face-Face)




Figure V2b, Additional Supports (Face-End)

**V3. Inner Control Tubes**

Fit the additional inner control tubes to the intermediate bay positions (section 2.7) as shown in Figure V3.

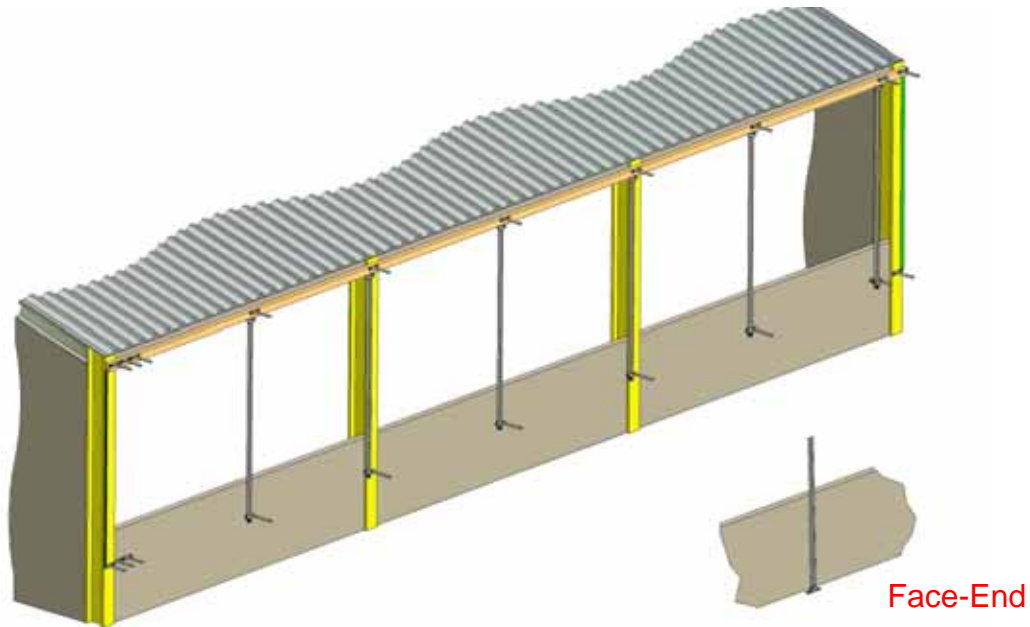
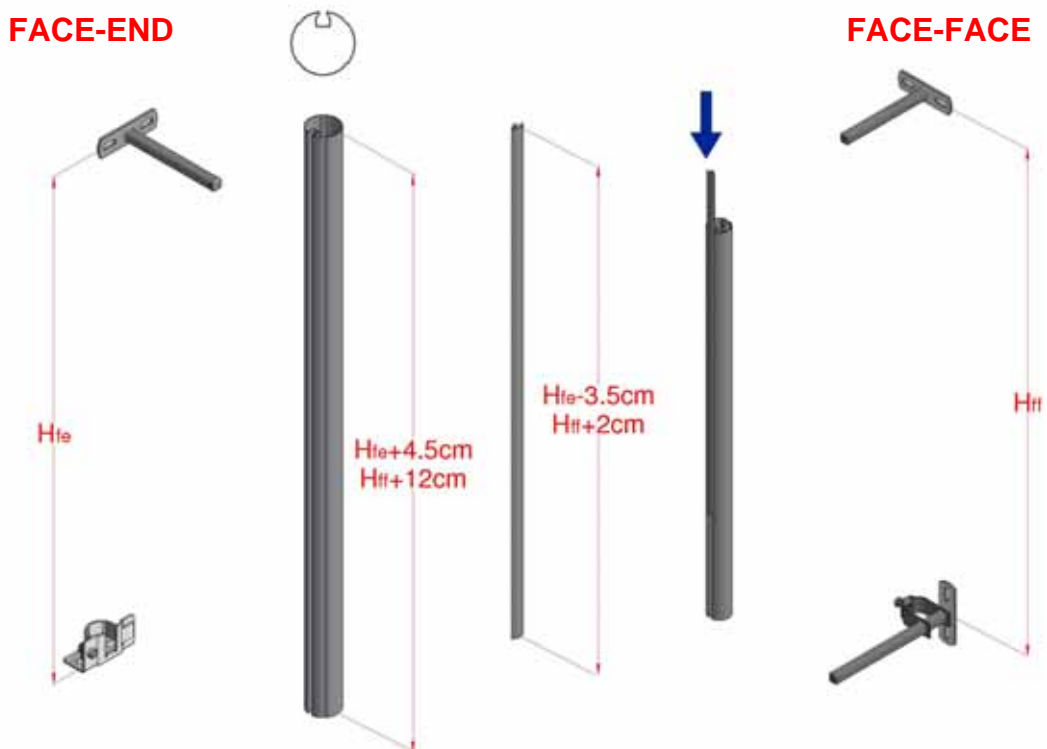


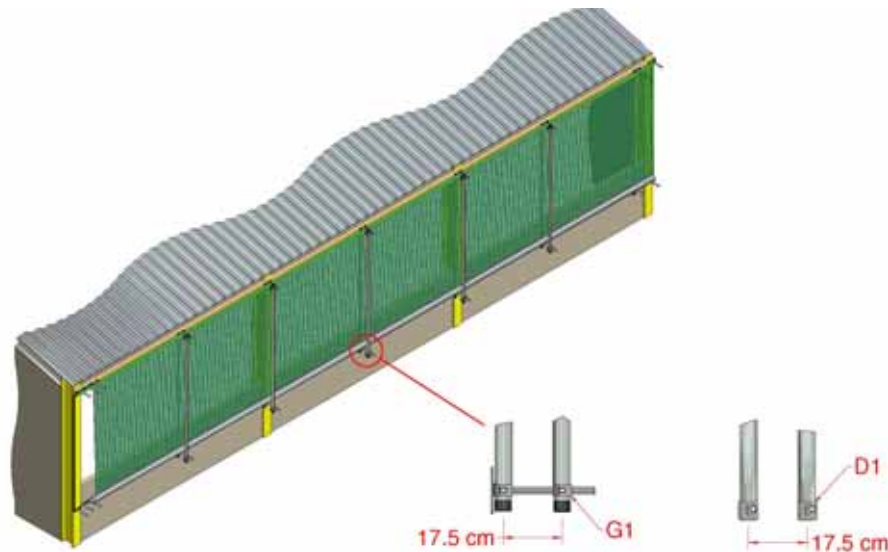
Figure V3, Inner Control Tubes

ENG

**V4. Outer Control Tubes**



Fit the outer control tubes (section 4.8) so that the inner and outer tubes are at 17.5cm centres or a distance between the tubes and protective insert of 12cm to allow for the bottom rolling tube and curtain when rolled up.




ENG

Figure V4, Outer Control Tube

**NOTE:** This product has been designed and tested to European Standard EN 13241-1 with a resistance to wind load rating of Class 4. Tried and tested in the harshest weather conditions, a summary of our guarantee is as follows, see our website for full details:

- **Mechanical components:** 100% guarantee for two years, followed by an eight year graduated guarantee.
- **Electrical components:** 100% guarantee for two years, followed by a three year graduated guarantee.

**RAIN INGRESS:** Please note that in extreme weather conditions some moisture will penetrate a mesh material.



ENG



**Manufacturer:** Galebreaker Agri Ltd                      **Tel:** +44 (0) 1531 637 900  
Galebreaker House    **Fax:** +44 (0) 1531 637 901  
New Mills Industrial Estate  
Ledbury  
Herefordshire, UK  
HR8 2SS

**[www.galebreaker.com](http://www.galebreaker.com)**

Designed and Manufactured in the UK by Galebreaker Agri Ltd.  
Original Instructions

© Copyright Galebreaker Agri Ltd 2016. All Rights reserved.

**Model Number MB-BR-E/MK5/1008**

**Instruction Ver: 2016/04/ENG**